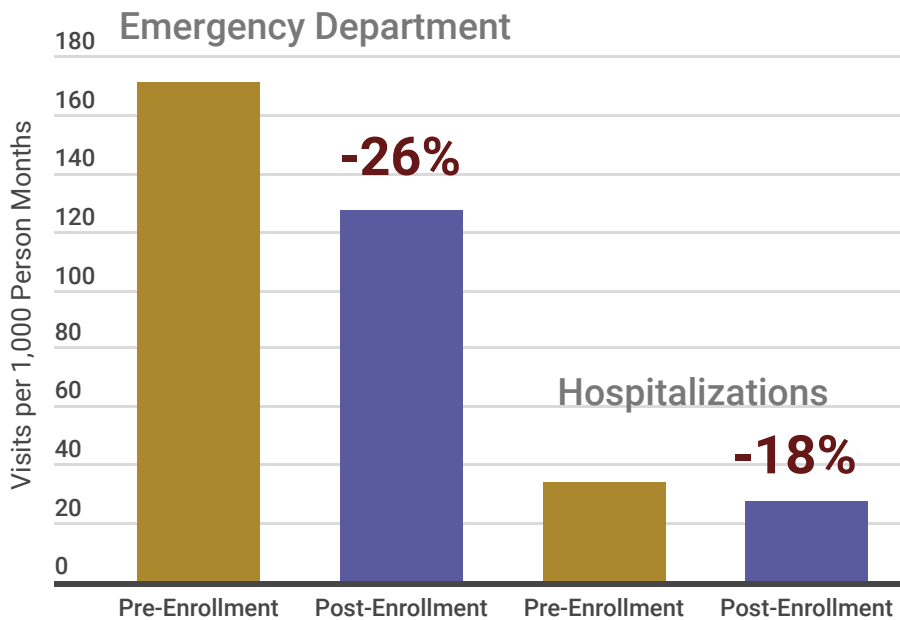



# Reduced Healthcare Use from Marin Whole Person Care Case Management



Whole Person Care (WPC) was designed to improve the health of high-risk individuals through the coordinated delivery of medical, behavioral health, housing support and other critical community services.




In Marin, we saw a 26% reduction in emergency department visits and 18% reduction in hospitalizations after enrollment in WPC case management.

\*Utilization data are from Partnership HealthPlan Jan. 2018-Jun. 2021. Included clients were enrolled 1/1/2019-6/30/2021.

*“When people get flexible and consistent support to end cycles of abuse, trauma and crises, they can move forward with their life goals. With a case manager by their side, and for many, their first home in many years, they can access traditional primary and preventive care services. They no longer need to depend on emergency services. This supports improvements in their physical and mental health and increases stability in their lives.”*

Dr. Lisa Santora, Deputy Public Health Officer



Statewide, UCLA found a 29% reduction in emergency department visits and 32% reduction in hospitalizations among WPC enrollees from 2019 to 2020.